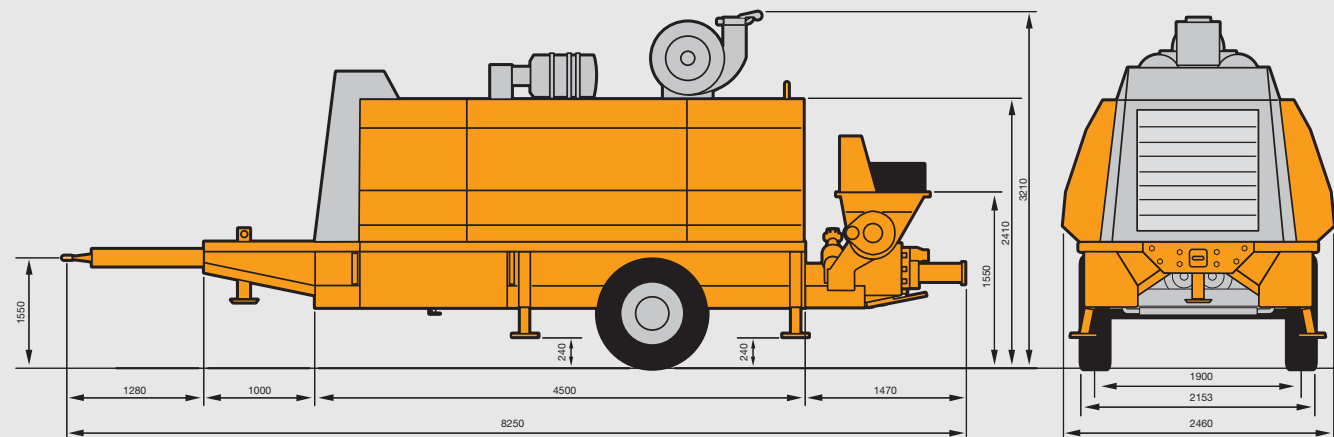


## Technical data

		SP 8800		SP 8800		SP 8800	
	mm	180/150		180/150		200/150	
Technical parameter		10000		11000		11000	
Diesel engine rating	kW	E 2 x 200		D 440		D 440	
Nominal speed	min <sup>-1</sup>	1500		2100		2100	
Pumping cylinder, DN x stroke	mm	180 x 2000		180 x 2000		200 x 2000	
Displacement	l	50,89		50,89		62,83	
Diff. cylinder, DN x stroke	mm	150 / 90 x 2000		150 / 90 x 2000		150 / 90 x 2000	
Diff. cylinder drive*		P	R	P	R	P	R
Max. stroke count per min.		20	30	21	31	21	31
Max. theor. concrete output	m <sup>3</sup> /h	60	91	63	94	77	116
Max. concrete pressure	bar	243	156	243	156	163	104
Feeding hopper capacity	l	600		600		600	
Tare mass	kg	10000		10000		10000	
Delivery line DN	mm	150		150		150	

\*P = piston end, R = rod end

## Dimensions in mm



10202008 (1000.04.07) S

## Portable concrete pump

### SP 8800



# SCHWING

SCHWING GmbH  
P.O. Box 20 03 62  
D-44647 Herne  
Phone (0) 23 25 / 9 87-0  
Fax (0) 23 25 / 7 29 22  
E-Mail info@schwing.de  
http:// www.schwing.de

Subject to modifications in the interest of technical progress. Details of the standard extent of supply are to be drawn from the offer.

**SP 8800 - the new flagship of the SCHWING range of portable concrete pumps. This means concrete pumping at the highest level as far as pumping output, operating convenience and economic efficiency are concerned.**

SCHWING portable concrete pumps are used whenever high capacities are needed: for rapid placement of large quantities of concrete, for extreme pumping heights and/or distances, for difficult concrete mixes (grain mix, grading curve, water/cement ratio, fines etc.).  
Ideal for applications in construction and civil engineering projects, e.g. high-rise buildings, power plants, tunnels etc.

The well differentiated range of concrete pumps has been rounded off upwards with this powerful SP 8800.

Driven by the powerful Deutz Diesel engine (alternatively three-phase induction motor) combined with DN 180, DN 200 pumping cylinders, all with 2 m long-stroke differential cylinders, one has the choice to select the right pump meeting

with the requirements of any specific project.


The high-pressure version of the pump unit is equipped with a Rock valve in HP design for a max. concrete pressure of up to 250 bars.

The open-circuit hydrostatic drives with soft-push control are characterized by exceptionally soft pushing of the concrete column into the delivery line and gentle

switchover with no pressure peaks. This makes for exceptionally smooth running and gratifyingly high service lives.


Both, the overall optical appearance and the design details stand for demanding technology with dependable workmanship.

The heart of the concrete pump is the Rock valve, patented in almost all industrialized countries. It offers exemplary pumping characteristics, wearing properties and operational safety.



Rock valve in HP design with reinforced agitator.

Large upward folding side doors permit effortless, direct access for servicing and maintenance purposes.



The hydrostatic drive features rugged, sturdy axial-piston pumps with power regulator and additional output adjustment.

All operating and control devices are centrally located, readily visible and easily accessible.

