

# S 38 SX Reptor

## Truck-mounted concrete pump



Vertical reach		37.30 m
Concrete output	max.	162 m <sup>3</sup> /h
Pressure on concrete	max.	85 bar

**MADE IN GERMANY**  
by SCHWING-Stetter 



RECORD BREAKING ENGINEERING

An aerial photograph of a construction site. In the foreground, a concrete pump truck with a long, articulated boom is positioned. The boom is extended across the site. In the background, a yellow tower crane stands tall. The site is surrounded by industrial buildings and a line of trees under a blue sky with scattered clouds. The concrete pump truck has 'H. Hütter' written on its side.

## The S 38 SX Reptor from SCHWING

# The new flexibility

With the S 38 SX from SCHWING, flexibility in the 30 m class is newly defined. The innovative Reptor boom combines exceptionally large opening angles of the boom with the easy to operate roll folding and, thus, provides unique mobility during use. Also no restrictions with the service life and reliability: the S 38 SX renounces experiments in the construction and, however, attains an operating weight of less than 26 t. More flexibility with unchanged high value retention.

# The S 38 SX Reptor from SCHWING

## Advantages and benefits at a glance

### Boom

The Reptor boom with the large opening angles of its boom elements and roll folding, is easy to operate even in demanding applications. Thus, it is an ideal tool for pump applications in halls or for threading into the building. The boom is positioned quicker by the 2 x 365° swivelling range of the turret.



### Pump kit

Only the SX outriggers by SCHWING allows the longstroke pump kit P2525 with 2.50 m long pumping cylinders to be used in this class of machine. Advantages: even smoother operation and 15% less strokes than with pump kits otherwise available in this class.



### SX outriggers

The SX outriggers developed by SCHWING combine high torsional rigidity and excellent stability with minimum space requirement. The protected piston rod and internally laid hydraulic lines prevent damage and reduce service costs.



### Open hydraulic system

The open hydraulic system of the S 38 SX Reptor converts the engine power efficiently into pump power with little loss. Thus, the usual practice output rates can be realized with a fuel-saving engine speed of just over 1000 rpm.



### Vector control

The machine operator can inspect machine data, operating conditions and settings on S 38 SX Reptor, changing various parameters, all through the intuitive VECTOR control. The integrated diagnostic system ensures safe operation and also reminds the operator when maintenance is necessary.



### Concrete valve

The legendary low wear ROCK valve with its optimal geometry for low-friction concrete flow ensures low service and operating costs. Being fast and easy to clean, the S 38 SX Reptor is quickly ready for the next job.



### Supply control

The water box can be filled and emptied, and the water pump, agitator, spray hose, high pressure cleaner and compressor, all controlled via the standardised supply control. This is the standard for all SCHWING truck-mounted concrete pumps for greater clarity and ease of operation.



### Remote control SC 30

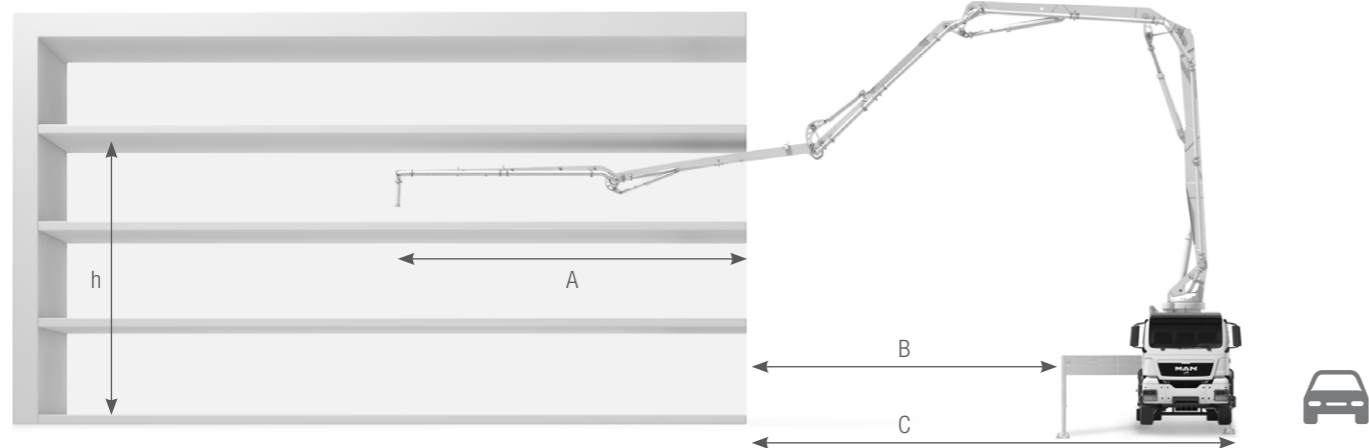
The light weight, easy to use and comfortable SC 30 helps minimise fatigue, allowing the operator to focus on the job for extended periods. The powerful batteries guarantee an operating time of at least 8 hours.



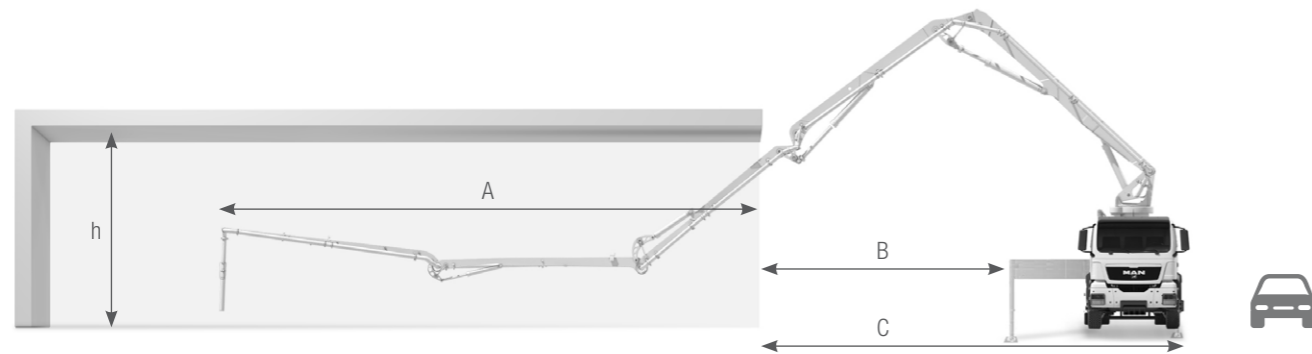
## S 38 SX Reptor Truck-mounted concrete pump

### The Reptor boom. Exceptionally flexible.

The use of truck-mounted concrete pumps in halls and in front of buildings with retracted boom, requires much experience and permanent attention. The more flexible and easier it is to operate the boom of a concrete pump, the quicker and more safe such demanding concreting tasks can be mastered. With the large opening angles of its boom elements and the roll-folding, the Reptor boom of the S 38 SX is the ideal tool for such applications. Intuitive operability and extremely mobile: for more efficiency and safety on each construction site.



h Floor	A Horizontal reach in the floor	B Distance between outriggers and building	C Distance between vehicle outer edge and building
Ground floor (3 m height)	16.40 m	12.50 m	17.10 m
1st floor (6 m height)	18.40 m	10.50 m	15.10 m
2nd floor (9 m height)	20.40 m	8.50 m	13.10 m
3rd floor (12 m height)	22.40 m	6.50 m	11.10 m




Hall height h	A Horizontal reach inside hall	B Distance between outriggers and hall	C Distance between vehicle outer edge and hall
5 m	22.50 m	6.50 m	11.10 m
6 m	23.50 m	5.50 m	10.10 m
7 m	24.50 m	4.50 m	9.10 m
8 m	32.60 m (max. horizontal reach)	Setup inside the hall possible (folding height: 7.40 m)	

### The ROCK. Extremely robust.

#### The ROCK

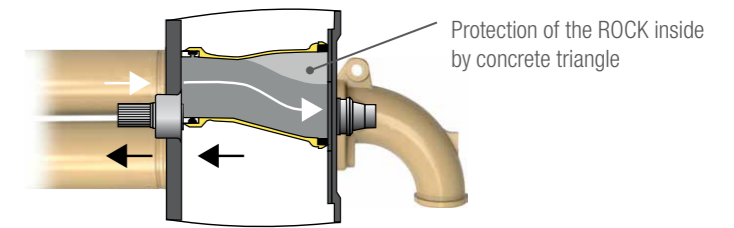
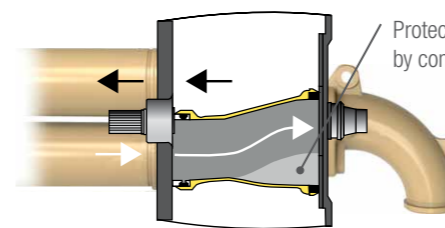
##### Clean faster with less water.

Due to its straight design, in comparison to other concrete valves, the ROCK valve is easier and quicker to clean. It also provides a direct view of the pumping pistons in the delivery cylinder. The pump kit can therefore be cleaned easily and conveniently within just two strokes. This saves water and reduces the time needed for cleaning.



##### Intelligent wear protection.

The wear in the concrete valve is particularly high as the concrete is fed into the outlet at high pressure. In order to minimize this wear, at the most heavily loaded point of the ROCK concrete does not rub on steel, but rather on concrete. This is because the intelligent design of the ROCK leads to the formation of a concrete triangle after each shift. Protected by this concrete layer, the ROCK has a significantly longer service life than other concrete valves. For noticeably more profit per m³.



##### Easy maintenance.

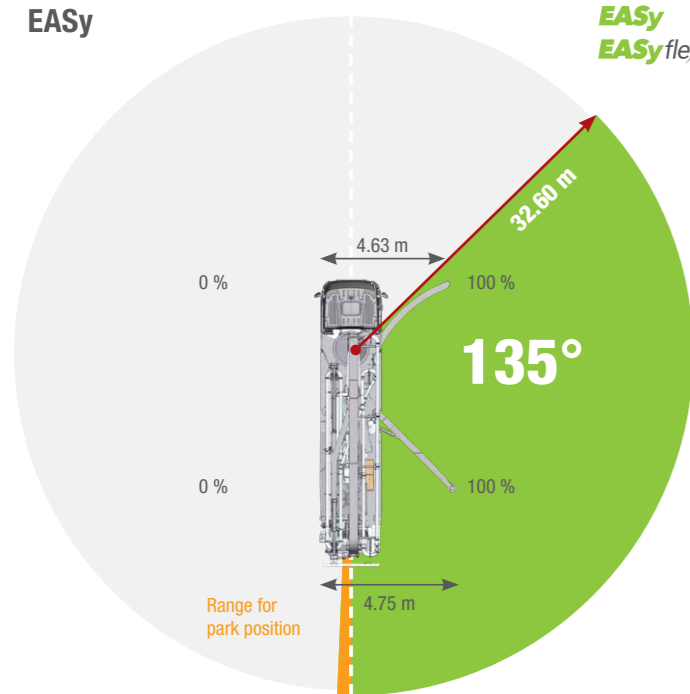
The ROCK valve not only has a significantly longer service life than other concrete valves, it is also easier to maintain. After removing the housing cover, the wear parts are easily accessible and can be replaced quickly and safely. Time-consuming adjustment work is not required after replacement. The ROCK valve's 15 wearing parts is only half the number used in other concrete valves. The maintenance of the ROCK valve: simple, fast and safe.



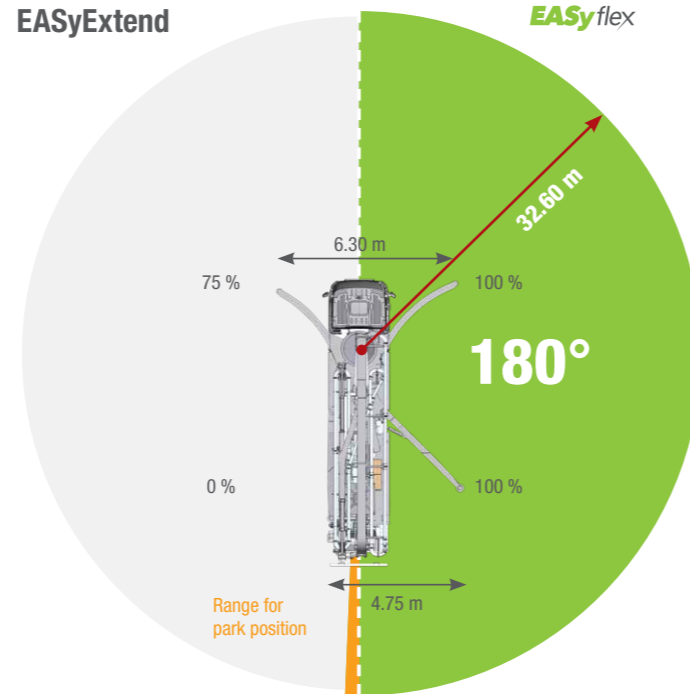
## EASy and EASyflex

The outrigger systems EASy and EASyflex extend the range of applications of the S 43 SX III. With EASy, the concrete pump can be safely supported on one side, if required. Thereby covering a working range of 135°. EASyflex provides further outrigger combinations and as such, more flexibility on the jobsite. In this way, pump applications can be achieved with the maximum working safety even in difficult, restricted spaces. More flexibility for more safety.

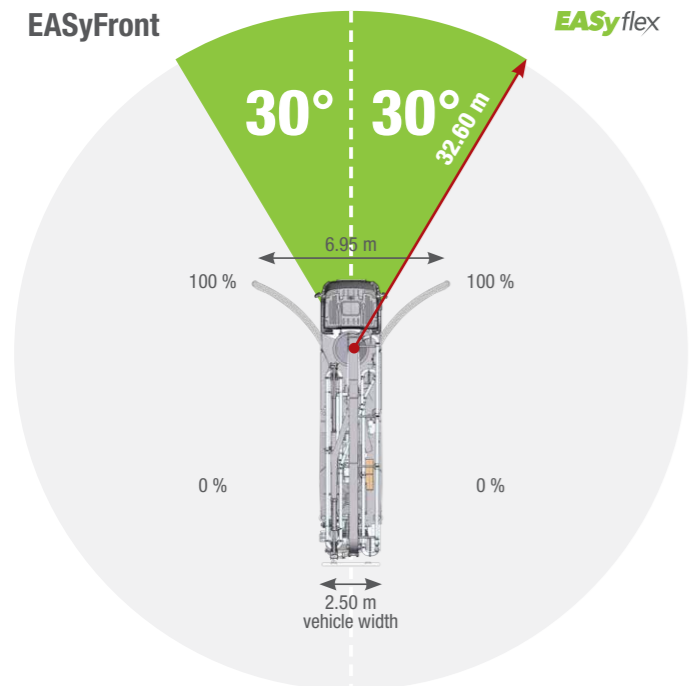
**EASy**



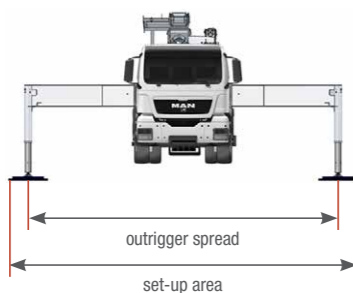
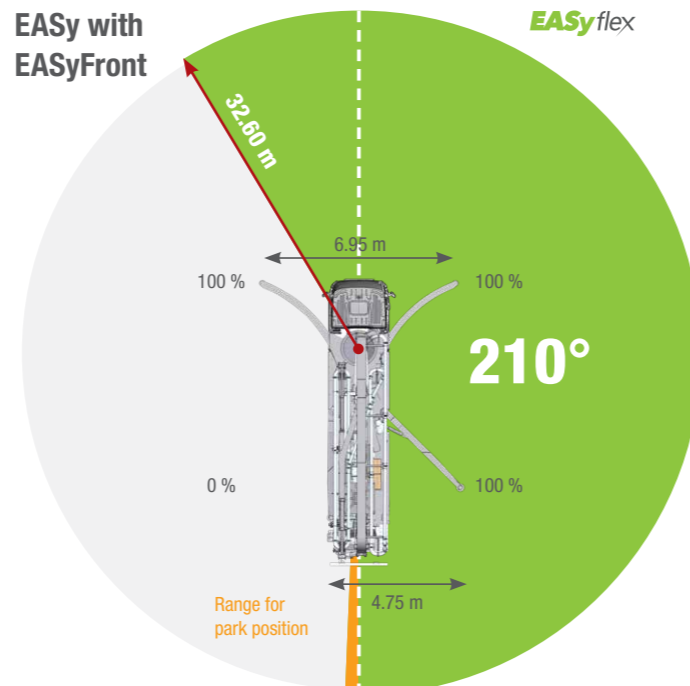
**EASyExtend**



**EASyFront**



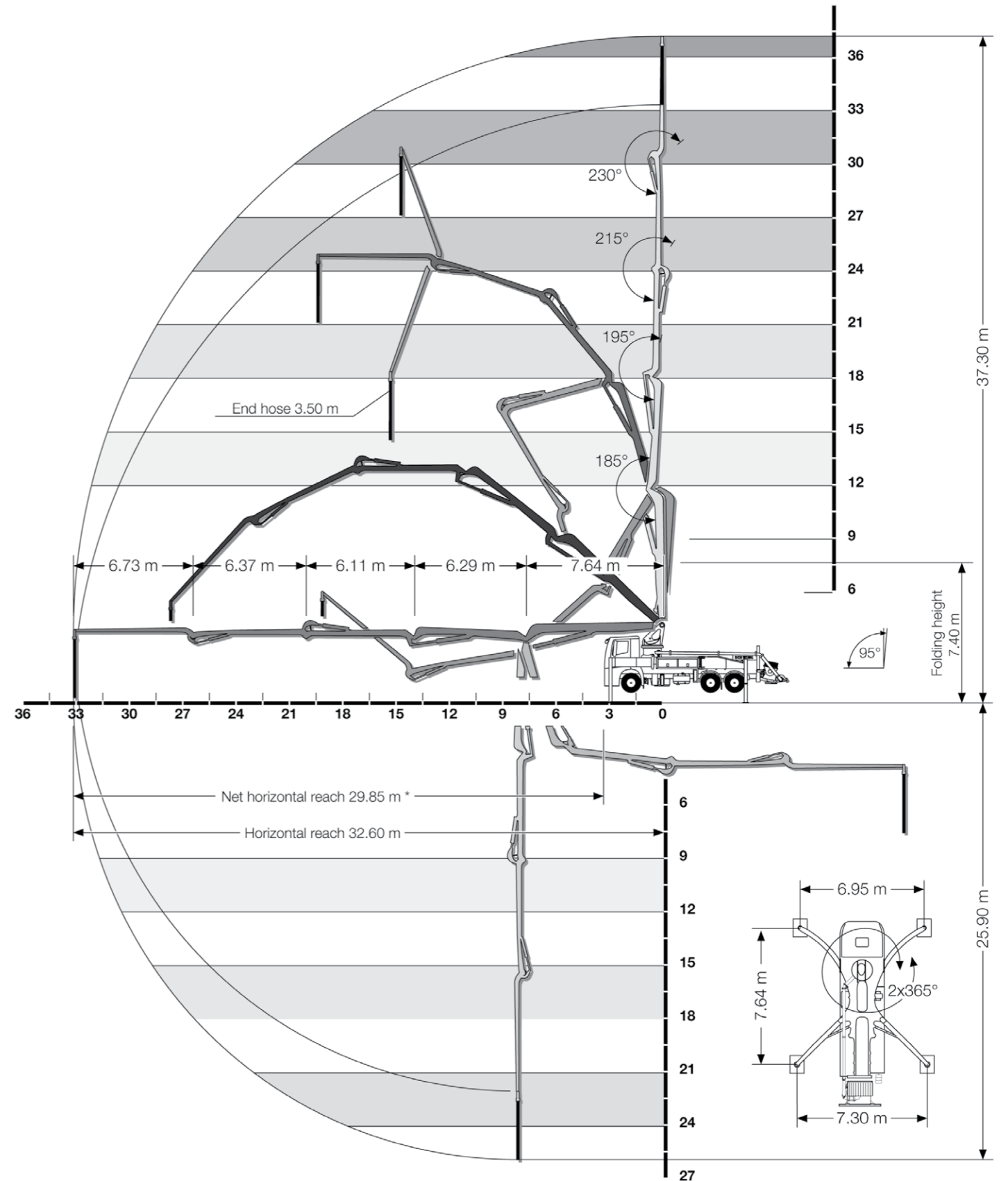
**EASy with EASyFront**



The outrigger spreads as specified are measured from the centre of the outrigger leg. Any cribbing or underlay timbers must be taken into account when determining the required set-up area.

## S 38 SX Reptor Truck-mounted concrete pump

# Working range

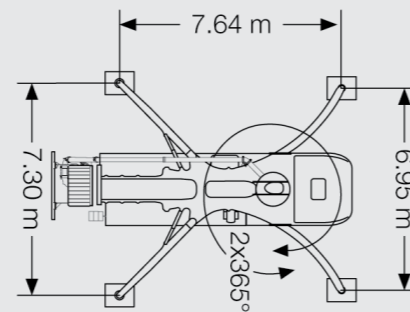


\* from front bumper

## S 38 SX Reptor Truck-mounted concrete pump

# Technical data

Performance						
Pump kit		P2023-110/75	P2023-110/75	P2025-120/80	P2025-120/80	P2525-120/85*
Drive	l/min	535	636	535	636	636
Delivery cylinders	mm	230 x 2,000	230 x 2,000	250 x 2,000	250 x 2,000	250 x 2,500
Concrete output max.	m <sup>3</sup> /h	136	161	136	161	162
Pressure on concrete max.	bar	85	85	85	85	85
Stroke rate max.	1/min.	27	32	23	27	22
Concrete valve		M-ROCK (Option: B-ROCK)	M-ROCK (Option: B-ROCK)	B-ROCK	B-ROCK	B-ROCK
Hydraulic system						
Design		open system				
Hydraulic tank	l	420				
Boom		38 R Reptor				
Delivery line		DN 125				
Length of end hose	m	3.50 (Option: 1.00 + 2.50)				
Vertical reach	m	37.30				
Reach depth	m	25.90				
Horizontal reach	m	32.60				
Net horizontal reach	m	29.85 (from front bumper)				
Number of boom sections		5				
Height of the inflexion points	m	4.20 / 11.83 / 18.12 / 24.22 / 30.52				
Slewing range		2 x 365°				
Folding height	m	7.40				
Support						
Outrigger width, front	m	6.95				
Outrigger width, rear	m	7.30				
Base frame (pump body)		short		long		
Outrigger load, front	kN	195				
Outrigger load, rear	kN	195				
		200				
Chassis (examples**)		Mercedes-Benz Arocs 2840	Mercedes-Benz Arocs 3240	Mercedes-Benz Arocs 3240		
Axles configuration		6x4	8x4	8x4		
Base frame (pump body)		short	short	long		
Wheelbase	mm	4,500	4,500	5,150		
Length	mm	10,655/10,348	10,655/10,348	11,255 /10,948 with / without underride guard		
Miscellaneous						
Water tank	l	610				



\*only in combination with the long base frame \*\*other chassis possible



schwing-stetter



schwing.stetter



SCHWING concrete pumps. Efficiency as standard.



**SCHWING**  
**Stetter**

SCHWING GmbH  
Heerstrasse 9-27 · 44653 Herne, Germany  
Phone +49 23 25 - 987-0 · Fax +49 23 25 - 72922  
www.schwing-stetter.com · info@schwing.de

Stetter GmbH  
Dr.-Karl-Lenz-Strasse 70 · 87700 Memmingen, Germany  
Phone +49 83 31 - 78-0 · Fax +49 83 31 - 78 275  
www.schwing-stetter.com · info@stetter.de

Subject to technical and dimensional modifications. Illustrations are non-binding. The exact standard specification, the scope of delivery and the technical data are detailed in the offer.